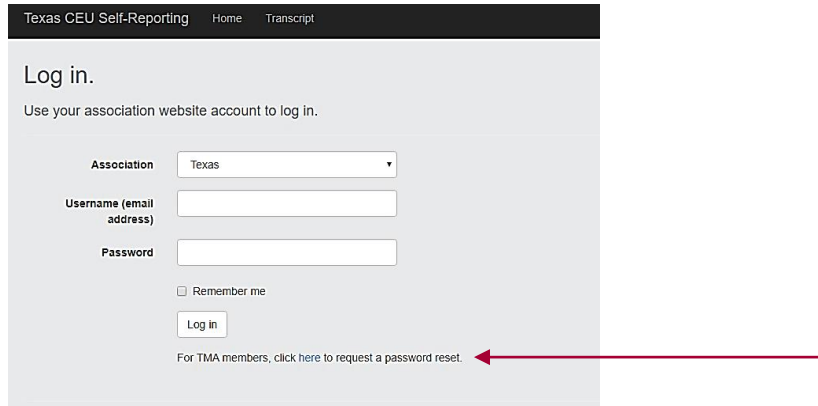


## How to Self-report CME – Screenshots

Click, or copy and paste this link to your web browser:

<https://ssl.texmed.org/wa40/TexasMedicalAssociation/Tma.ImisCmePortal/>. Use your TMA website account log-in credentials. If you can't remember your username (email address), email [knowledge@texmed.org](mailto:knowledge@texmed.org) to request a reset link. If you forgot your password, request a reset on the log-in page.



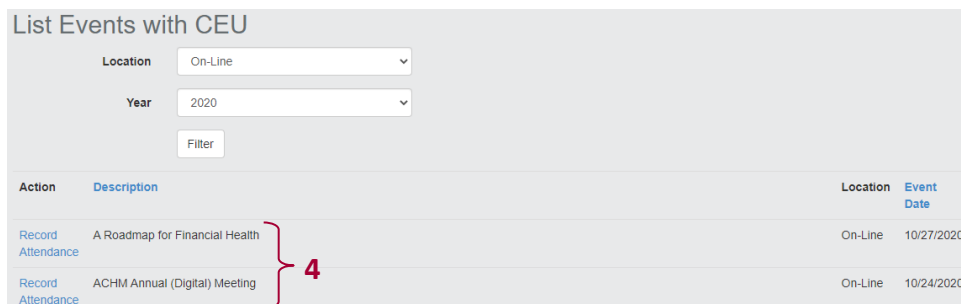
Step 1: For **Location**, choose **On-Line**

Step 2: For **Year**, choose **2020**

Step 3: Select **Filter**



Step 4: For each activity you attended, select **Record Attendance**

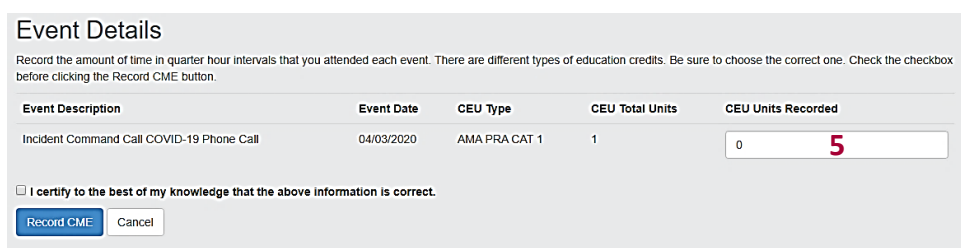


Action	Description	Location	Event Date
Record Attendance	A Roadmap for Financial Health	On-Line	10/27/2020
Record Attendance	ACHM Annual (Digital) Meeting	On-Line	10/24/2020

Step 5: Enter the amount of time you attended in quarter hour increments (.25, .50, .75., 1)

Step 6: Select the checkbox to certify

Step 7: Select **Record CME**



Event Description	Event Date	CEU Type	CEU Total Units	CEU Units Recorded
Incident Command Call COVID-19 Phone Call	04/03/2020	AMA PRA CAT 1	1	0 <b>5</b>

I certify to the best of my knowledge that the above information is correct.

**6** **7**